

Following Directions

Read each direction to your child. You may need to repeat the directions or help your child to complete each action.

You can use these as flash cards, games, or just practice by reading them out loud and asking your child to follow the direction.

Some ways you can support following directions in everyday activities:

- Encourage your child to help you with tasks - "bring me the cup" or "go get your shoes"
- Practice games such as Simon Says to have your child follow simple directions in a fun way

Directions can have one step (where they need to follow one thing), two steps (where there are two things they need to do), or multi-step (where there are many things they need to do).

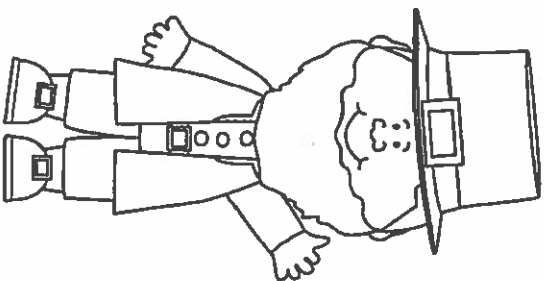
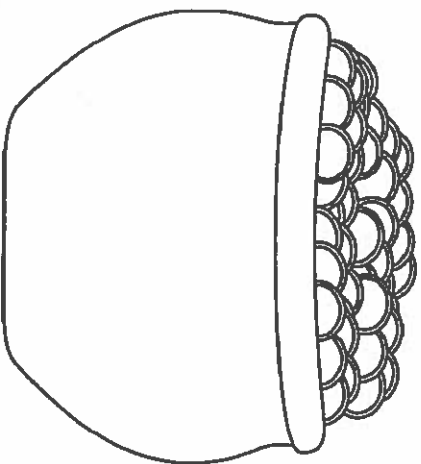
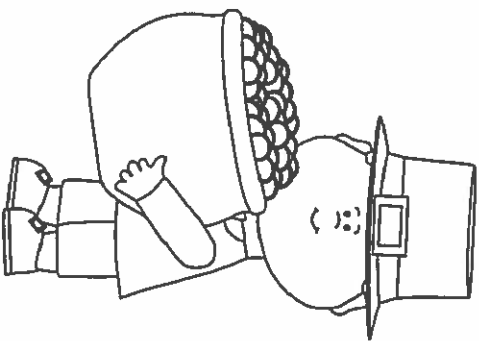
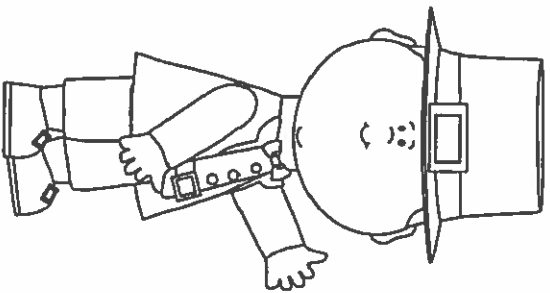
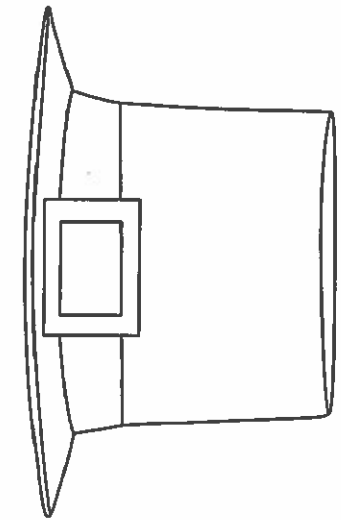


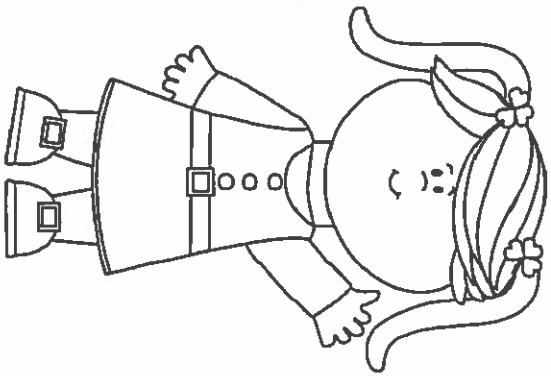
You can make directions more challenging by adding in steps or making them more complex or specific. For example, you could say "get your shoes" or you could say "get your blue shoes and bring them to the front door."

You can help your child to follow directions by repeating them (saying them again), giving them one step at a time, or pointing, showing, or giving them an item to help. Pictures can also help to clarify if needed.

ST. PATRICK'S DAY SORT, SAY, & COLOR!

Color: Things that are round = YELLOW

People = GREEN





**make a sound like
a chicken**

The Speech Bubble



**make a sound like
a cow**

The Speech Bubble



**make a sound like
a dog**

The Speech Bubble



**make a sound like a
cat**

The Speech Bubble



**make a sound like a
frog**

The Speech Bubble



BUZZ like a Bee

The Speech Bubble



say your name

The Speech Bubble



**say your favorite
color**

The Speech Bubble



**tap the table and
raise your hand**

The Speech Bubble



**Stand up and say
your age**

The Speech Bubble



**stand up and say
your name**

The Speech Bubble



**Point to the ceiling
and moo like a cow**

The Speech Bubble



**touch the wall and
wave hello**

The Speech Bubble



**walk to the door
and jump one time**

The Speech Bubble



**skip across the
room and clap
once**

The Speech Bubble



**give a thumbs up and
tell your favorite
Book**

The Speech Bubble



**jump 2 times and
say your favorite
animal**

The Speech Bubble



**tap a Beat on the
table and Wink**

The Speech Bubble



**raise your hand and
give a high five**

The Speech Bubble



**make a funny face
and stand next to
your teacher**

The Speech Bubble



**make a sad face and
turn around**

The Speech Bubble



**tap your head and
meow like a cat**

The Speech Bubble



**touch your chair
and Blink 2 times**

The Speech Bubble



**roar like a lion and
wave goodbye**

The Speech Bubble



**make a happy face
and cluck like a
chicken**

The Speech Bubble



**flap your arms like
a bird and say your
grade**

The Speech Bubble



**snap your fingers
and tap the wall**

The Speech Bubble



**point to your feet
and walk like a
penguin**

The Speech Bubble



**hop 3 times and
touch your nose**

The Speech Bubble



**stick out your
tongue and touch
your ear**

The Speech Bubble



**smile and show 10
fingers**





The Speech Bubble



**give two thumbs
up and tap our
chair**

The Speech Bubble


After:



**You will need the following colors or markers:
green, blue, orange, brown, yellow, red and
purple.**


- 1. After you color the tree leaves green, color the tree trunk brown.**
- 2. After you color the sun orange, color the sky blue.**
- 3. After you color the dog yellow, color dog's bowl purple.**
- 4. After you color the doghouse roof yellow, color the rest of the house red.**

Color in order:



**You will need the following colors or markers:
green, blue, orange, brown, purple and yellow.**

- 1. Color the sky light blue.**
- 2. Color the fence brown.**
- 3. Color the sun orange.**
- 4. Color the tree leaves and bushes green.**
- 5. Color the center of the flowers yellow.**
- 6. Color the petals of the flowers purple.**
- 7. Color the leaves and stems on the flowers green.**
- 8. Color the grass green.**



**You will need the following colors or markers:
green, yellow, blue, orange, pink, red and purple.**

- 1. First color the stems green, and then the leaves yellow.**
- 2. First color the fence pink, and then the grass green.**
- 3. First color the flower petals purple, and then the sky blue.**
- 4. First color the sun orange and then the birds red.**